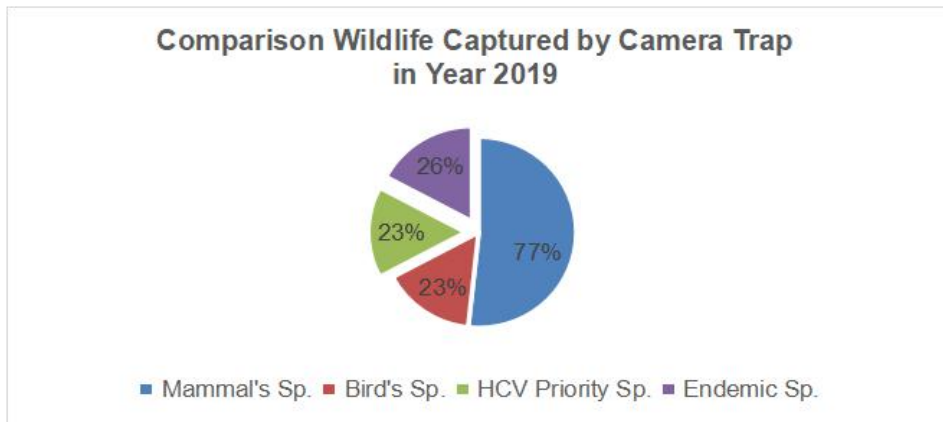
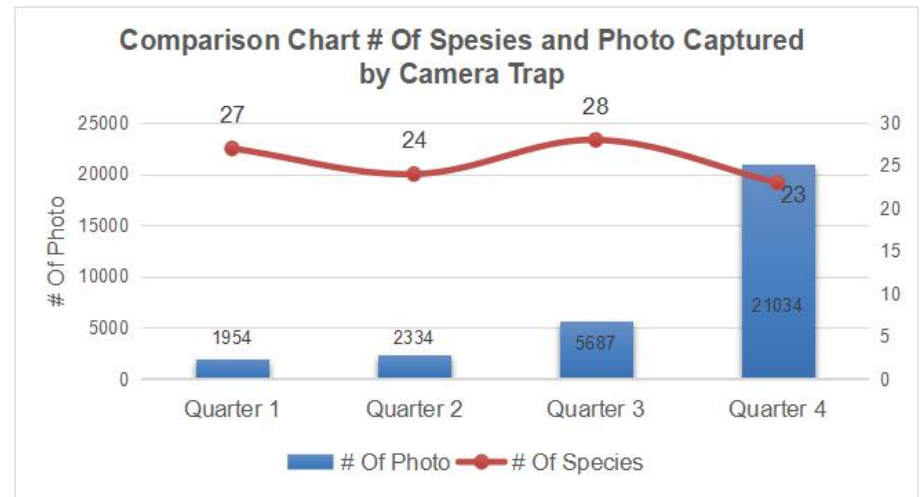
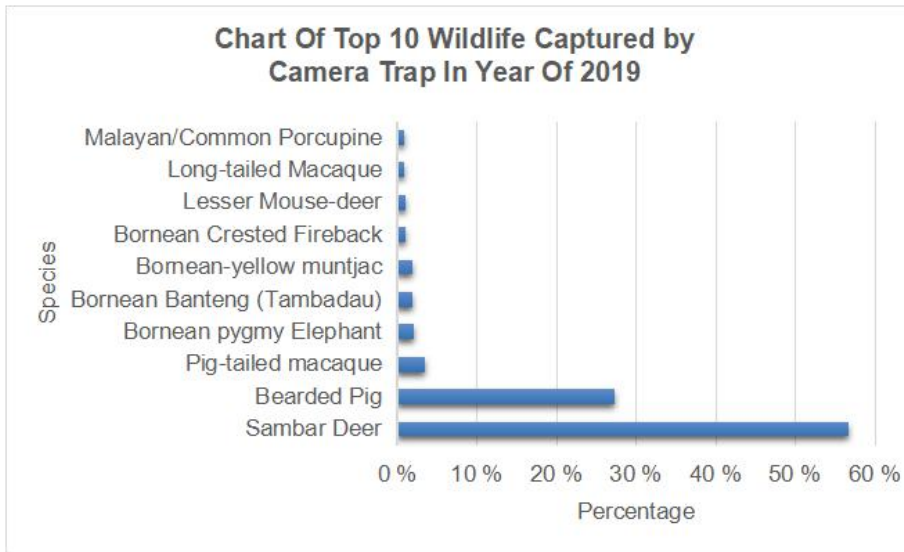


Camera Trapping (Camera-Traps Placed In Strategic Locations)

Table 1. List of Camera Traps Installed and the number of recorded Pictures in 2019

NO	SCIENTIFIC NAME	SPECIES	METHOD'S				ESTIMATED NUMBER OF WILDLIFE DETECTED	%	HC/VNGR PRIORITY SPECIES	Endemic in Borneo	RTE -IUCN
			RECCÉ WALK/ LINE TRANSECT SIGHTING	# OF CAMERA TRAPPING PHOTO	NIGHT DRIVE BY CAR SIGHTING	OPPORTUNISTIC SIGHTING					
1	<i>Anthracoceros malayanus</i>	Asian Black Hornbill	3	-	-	15	18	0.06%			VU
2	<i>Aplonis panayensis</i>	Asian Glossy Starling	-	1	-	-	1	0.00%			LC
3	<i>Hemigalus dermianus</i>	Banded Palm Civet	-	18	-	-	18	0.06%			NT
4	<i>Sus Barbatus</i>	Bearded Pig	30	8,468	1	89	8,588	27.33%	✓		VU
5	<i>Prionodon linsang</i>	Banded Linsang	-	4	1	-	5	0.02%			LC
6	<i>Arctictis binturong</i>	Binturong	-	5	1	-	6	0.02%			VU
7	<i>Bos Javanicus</i>	Bornean Banteng (Tambadau)	3	570	-	14	587	1.87%	✓	End	EN
8	<i>Catopuma badia</i>	Bornean Bay Cat	-	1	-	-	1	0.00%	✓	End	EN
9	<i>Neofelis diardi</i>	Bornean Clouded leopard	-	46	-	-	46	0.15%	✓		VU
10	<i>Lophura Ignita</i>	Bornean Crested Fireback	-	282	-	4	286	0.91%		End	NT
11	<i>Hylobates funereus</i>	Bornean Gibbon	1	-	-	1	2	0.01%	✓	End	EN
12	<i>Carpococcyx radiatus</i>	Bornean Ground Cuckoo	-	3	-	-	3	0.01%		End	NT
13	<i>Pongo pygmaeus</i>	Bornean Orangutan	6	16	-	9	31	0.10%	✓	End	CR
14	<i>Elephas maximus borneensis</i>	Bornean Pygmy Elephant	5	633	1	51	690	2.19%	✓	End	EN
15	<i>Arctogalidia stigmatica</i>	Bornean Striped Palm Civet	-	6	-	-	6	0.02%		End	LC
16	<i>Helarctos malayanus</i>	Bornean Sun bear	-	101	-	-	101	0.32%	✓	End	VU
17	<i>Muntiacus atherodes</i>	Bornean-yellow Muntjac	5	554	-	-	559	1.78%		End	NT
18	<i>Haliastur Indus</i>	Brahminy Kite	-	-	-	1	1	0.00%			
19	<i>Paradoxurus philippinensis</i>	Common Palm Civet (Island Palm Civet)	-	65	2	4	71	0.23%			LC
20	<i>Chalcophaps indica</i>	Emerald Dove	-	3	-	-	3	0.01%			LC
21	<i>Ratufa affinis</i>	Giant Squirrel	-	3	-	-	3	0.01%			DD
22	<i>Anhinga melanogaster</i>	Great Argus	6	126	-	-	132	0.42%			NT
23	<i>Centropus sinensis</i>	Greater Coucal	1	2	-	-	3	0.01%			LC
24	<i>Tragulus napu</i>	Greater Mouse-deer	2	68	-	1	71	0.23%			LC
25	<i>Caprimulgus jotaka</i>	Grey Night Jar	-	-	2	-	2	0.01%			LC
26	<i>Sundasciurus hippurus</i>	Horse-tailed Squirrel	-	24	-	-	24	0.08%			DD
27	<i>Prionailurus bengalensis</i>	Leopard Cat	-	30	4	1	35	0.11%			LC
28	<i>Tragulus kanchil</i>	Lesser Mouse-deer	4	280	-	2	286	0.91%			LC
29	<i>Macaca fascicularis</i>	Long-tailed Macaque	-	273	-	22	295	0.94%			LC
30	<i>Trichys fasciculata</i>	Long-tailed Pocupine	-	87	-	2	89	0.28%			LC
31	<i>Viverra zangalla</i>	Malay Civet	-	111	7	5	123	0.39%			LC
32	<i>Hystrix brachyura</i>	Malayan/Common Porcupine	-	250	-	-	250	0.80%			LC
33	<i>Phodilus badius</i>	Oriental Bay Owl	-	1	-	-	1	0.00%			LC
34	<i>Anthracoceros malayanus</i>	Oriental Darter	2	-	-	1	3	0.01%			NT
35	<i>Anthracoceros albirostris</i>	Oriental Pied Hornbill	-	-	-	8	8	0.03%			LC
36	<i>Macaca nemestrina</i>	Pig-tailed Macaque	5	1,031	-	5	1,041	3.31%			VU
37	<i>Callosciurus prevostii</i>	Prevost's Squirrel	1	-	-	1	2	0.01%			LC
38	<i>Galus-galus</i>	Red Junglefowl	-	143	-	6	149	0.47%			LC
39	<i>Presbytis rubicanda</i>	Red Langur	-	-	-	6	6	0.02%		End	DD
40	<i>Muntiacus muntjak</i>	Red Muntjac or Barking Deer	-	193	-	-	193	0.61%			LC
41	<i>Buceros rhinoceros</i>	Rhinoceros Hornbill	4	-	-	5	9	0.03%			NT
42	<i>Rollulus rouroul</i>	Rouroul	-	2	-	-	2	0.01%			NT
43	<i>Presbytis sabana</i>	Sabah Grey Langur	-	2	-	-	2	0.01%		End	EN
44	<i>Cervus unicolor</i>	Sambar Deer	33	17,568	8	16	17,625	56.08%	✓		VU
45	<i>Urva brachyurus</i>	Short-tailed Mongoose	-	14	-	2	16	0.05%			NT
46	<i>Aonyx cinerea</i>	Small-clawed Otter	-	3	-	-	3	0.01%			VU
47	<i>Manis Javanica</i>	Sunda Pangolin	-	7	-	-	7	0.02%	✓		CR
48	<i>Mydaus javanensis</i>	Sunda Skunk/Teludu	-	-	1	-	1	0.00%			LC
49	<i>Varanus salvator</i>	Water Monitor	2	10	-	-	12	0.04%			LC
50	<i>Rhyticeros undulatus</i>	Wreathed Hornbill	-	-	-	5	5	0.02%			
51	<i>Martes flavigula</i>	Yellow-throated Marten	-	6	-	-	6	0.02%			LC
GRAND TOTAL			113	31,009	28	276	31,426	100%	10	12	

Figure 1. Graph and Wildlife Chart using the 'CAMERA TRAP SURVEY' Method in 2019



Summary

Data analysis from our camera traps recorded that the *Sambar Deer* (17,568 pictures), *Bearded Pig* (8,468 pictures) and *Pig-tailed Macaque* (1,031 pictures) are three of the highest presence detected from our camera traps. From all of the wildlife presence detected and recorded, nine HCV 'Priority' species were present which is the *Bornean Pygmy Elephant*, *Bornean Orangutan*, *Sambar Deer*, *Bearded Pig*, *Bornean Tamberau*, *Bornean Sun Bear*, *Bornean Bay Cat*, *Bornean Clouded Leopard* dan *Sunda Pangolin*. Camera traps were placed in 9 locations and recorded 31,009 pictures in 2019. The data in 3rd Quarter recorded the highest presence of wildlife with a total of 28 species recorded while in 4th Quarter recorded the highest number of picture with a total of 21,034.